

dryers

COIN OPERATED DRYERS

Single

SDE907
SDG909
SDEX07
SDGX09

Electric
Gas
Electric
Gas

Coin Slide
Coin Slide
MDC
MDC

Stack Dryers

SSE917
SSG919

Electric
Gas

Coin Slide
Coin Slide

Speed Queen®

Exclusive Stack Dryer Security



Separate security module containing coin vaults for stack dryers are reinforced with 12 internal screws. Access can only be gained using special keys to vault and control panel locks. Replacement of the security module in case of vandalism is conveniently made without moving or disassembling unit.

Large Dryer Window

Our dryer window is now 50% larger, enabling customers greater visibility of the drying process.



Large Door Opening

Our new dryer door opening is 2.06 sq. ft. (1914 sq. cm.), the largest in the industry. Makes loading and unloading even easier.



7.0 Cubic Foot (201 liters) Cylinder Capacity

The industry's leading largest cylinder capacity provides increased tumble action and superior handling of permanent press fabrics. It accommodates the largest loads for greater customer satisfaction.



Front Serviceability

Our 2-piece front panel increases ease of service. Motor, blower, heating element, gas valve and thermostats can be serviced through the lower panel without disconnecting the door switch, without disconnecting the floor switch.



Large Upfront Lint Filter



Convenient to reach and easy to clean, this lint filter is positioned so that customers will not be bothered by it and clothing will not fall into it.



Dryer & Stack Dryer Specifications

Dryers

	SDE907 SDG909	SDEX07 / SDGX09
Control	E-mech/Coin	MDC / Coin
Width (in/mm)	26 7/8" (683 mm)	26 7/8" (683 mm)
Depth (in/mm)	28" (711 mm)	28" (711 mm)
Height (To Work Surface)	43" (1092 mm)	43" (1092 mm)
Cylinder Volume	7.0 cu. ft. (201 liters)	7.0 cu. ft. (201 liters)
Motor HP	60 Hz: 1/3 HP, 5.5 amps 50 Hz: 1/3 HP, 3.0 amps	60 Hz: 1/3 HP, 5.5 amps 50 Hz: 1/3 HP, 3.0 amps
Motor rpm	60 Hz: 1725 rpm 50 Hz: 1425 rpm	60 Hz.: 1725 rpm 50 Hz.: 1425 rpm
Btu Per Hour	25,000 (6,300 kcal)	25,000 (6,300 kcal)
Heating Element (Electric)	60 Hz: 5350 Watts, 240 volt. Also 4750; 208 volt. 50 Hz: 4800 Watts, 230 volt.	60 Hz: 5350 Watts, 240 volt. Also 4750; 208 volt. 50 Hz: 4800 Watts, 230 volt.
Type of Gas (Gas models only)	Factory-equipped for natural/mixed gas. Convertible to LP gas.†	Factory-equipped for natural/mixed gas. Convertible to LP gas.†
Utility Connections	3/8" NPT (9.5 mm)	3/8" NPT (9.5 mm)
Air Outlet Diameter	4" (102 mm)	4" (102 mm)
Exhaust Airflow*	220 (105 liters/sec.)	220 (105 liters/sec.)
Maximum Exhaust Static Back Pressure	60 Hz: 0.6" W.C. 50 Hz: 0.4" W.C.	60 Hz: 0.6" W.C. 50 Hz: 0.4" W.C.
Electrical Specifications	Gas: 240/50/1-10 amp	Gas: 240/50/1-10 amp
Circuit Requirements	Electric: 240/50/1-20 amp	Electric: 240/50/1-20 amp (07 & 09 only)
Colours	White, Bisque	White
Net Weight (Approx.)	Gas: 135 lb (61 kg) Electric: 130 lb (59 kg)	Gas: 140 lb (64 kg) Electric: 135 lb (61 kg)
Shipping Weight	Gas: 155 lbs (70 kg) Electric: 150 lb (68 kg)	Gas: 150 lb (68 kg) Electric: 145 lb (66 kg)

Stack Dryers

	SSE917 SSG919
Control	E-mech/Coin
Width (in/mm)	26 7/8" (683 mm)
Depth (in/mm)	28" (710 mm)
Height (To Work Surface)	76 1/2" (1946 mm)
Cylinder Volume	7 cu. ft. (198 liters)
Motor HP	60 Hz: 1/3 HP, 5.5 amps 50 Hz: 1/3 HP, 3.0 amps
Motor rpm	60 Hz.: 1725 rpm 50 Hz.: 1425 rpm
Btu Per Hour	25,000 (6,300 kcal)
Heating Element (Electric)	60 Hz: 5350 Watts, 240 volt. Also 4750; 208 volt. 50 Hz: 4800 Watts, 230 volt.
Type of Gas (Gas models only)	Factory-equipped for natural/mixed gas. Convertible to LP gas.†
Utility Connections	3/8" NPT (9.5 mm)
Air Outlet Diameter	4" (102 mm)
Exhaust Airflow*	220 (105 liters/sec.)
Maximum Exhaust Static Back Pressure	60 Hz: 0.6" W.C. 50 Hz: 0.4" W.C.
Electrical Specifications	Gas: 240/50/1-10 amp x 2 (917 & 919 only)
Circuit Requirements	Electric: 240/50/1-20 amp x 2 (917 & 919 only)
Colours	White, Bisque
Net Weight (Approx.)	Gas: 275 lb (125 kg) Electric: 265 lb (120 kg)
Shipping Weight	Gas: 290 lb (132 kg) Electric: 280 lb (127 kg)

Control Options



Fully programmable NetMaster™ control



Micro-DISPLAY control (MDC)



Electro-Mechanical control

Our advanced NetMaster™ and Micro-DISPLAY Control™ (MDC) panel makes it easy for customers to locate the vend price, cycle times, cycle selections, and remaining cycle time. Customers will appreciate knowing the status of their laundry which gives them the ability to be more efficient with their time.

Our electro-mechanical panel offers fabric selector options, along with a light indicating when the dryer is in use.

Activation Options



Coin Drop



Coin Slide

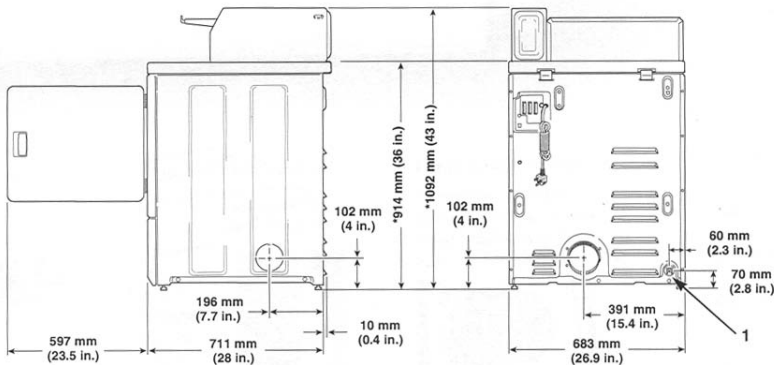
Speed Queen lets you customize your activation options. Its all-metal design reduces coin jamming and provides superior coin validation. Our reliable coin slide option continues to provide the durability you've always relied on.



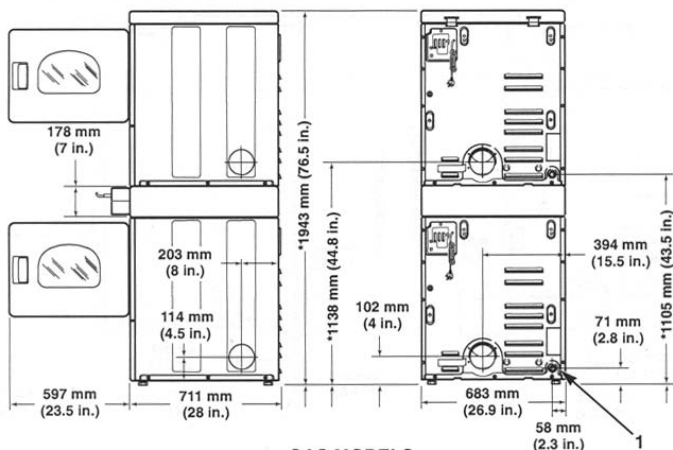
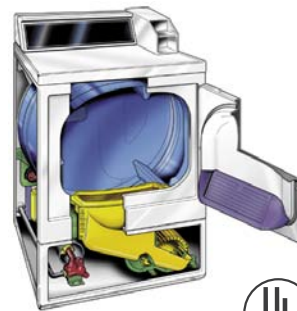
*Measured at point of exit from dryer. †IMPORTANT: Any product revisions or conversions must be made by the Manufacturer's Authorized Dealers, Distributors, or local service personnel.

**Models not available in Bisque.

Due to continuous product improvements, design and specifications are subject to change without notice. Features and certifications may vary by model. The quality management systems at all Alliance Laundry Systems facilities have been awarded ISO 9001 certification.



GAS MODELS



GAS MODELS

